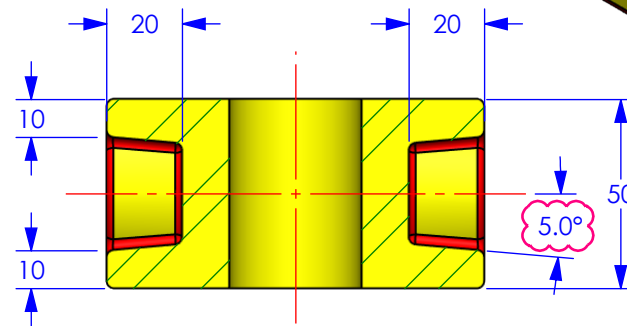
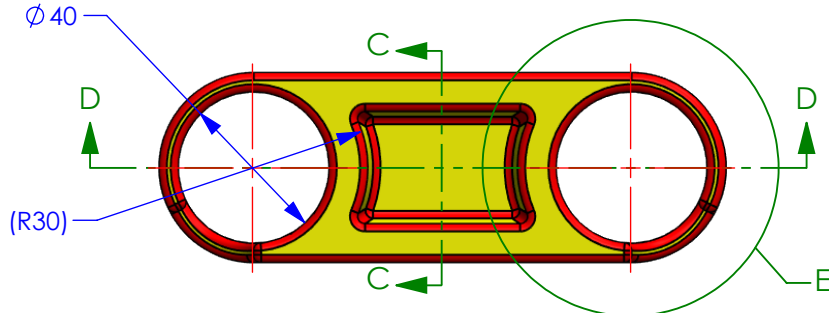
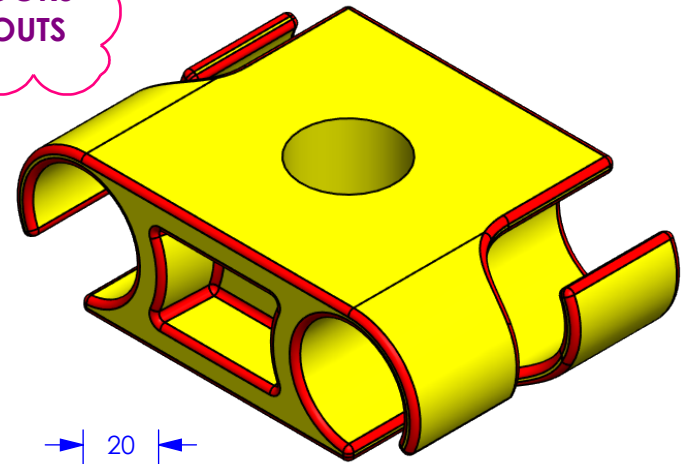
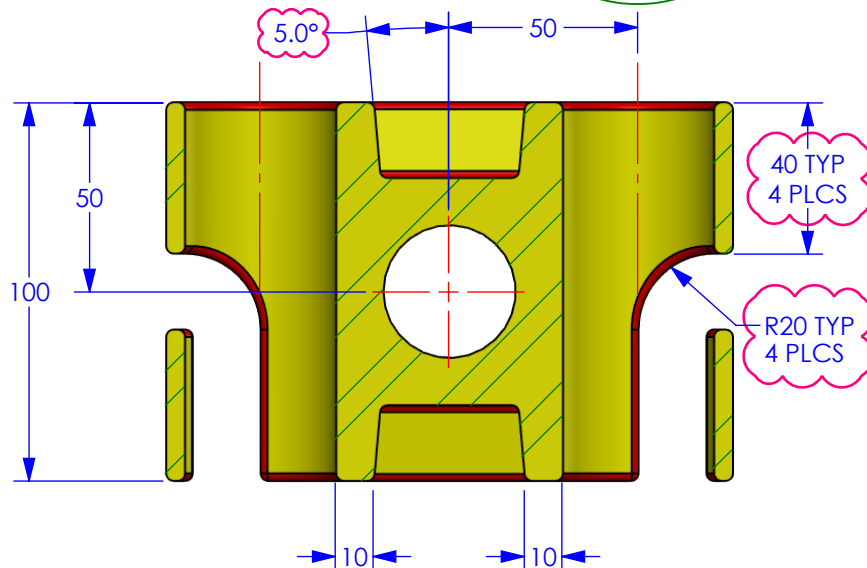


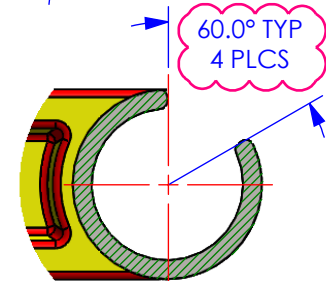
**PHASE 2 CHANGE ORDER:**  
1. CHANGE HOLES TO HOOKS  
2. ADD 5° DRAFT TO CUTOUTS



SECTION C-C



SECTION D-D



DETAIL E:  
BROKEN-OUT SECTION

**NOTES:**

1. ALL DIMENSIONS ARE IN MILLIMETERS
2. MATERIAL:
3. MAKE CHANGES AS INDICATED IN RED REVISION CLOUDS.
4. ALL OTHER DIMENSIONS REMAIN THE SAME AS IN PHASE 1.

THIRD ANGLE PROJECTION



PROPRIETARY AND CONFIDENTIAL		
THE INFORMATION CONTAINED IN THIS DRAWING IS THE SOLE PROPERTY OF SOLIDWORKS. ANY REPRODUCTION IN PART OR AS A WHOLE WITHOUT THE WRITTEN PERMISSION OF SOLIDWORKS IS PROHIBITED.		
DRAWN BY:	NAME	DATE
MATERIAL:	JMD	01-01-25

**MODEL MANIA® 2025**  
**Phase 2**

SCALE: 1:2